

Conditions of Participation

Walking in the Dales can involve crossing rough terrain with steep slopes and in inclement weather. All participants on these guided walks are asked to be aware of this and accept the following conditions:

- NO DOGS except Registered Assistance Dogs.
- Young people under 18 and vulnerable adults must be accompanied at all times by a responsible adult/carer.
- Walkers safety is their own responsibility.
- No liability or claim can be accepted by the Friends of the Settle Carlisle Line or its Officers, or Committee Members or Walk Leaders; The Settle-Carlisle Railway Development Company or the Leeds - Lancaster - Morecambe Community Rail Partnership for any loss, damage, accident or personal injury however caused on these walks.
- Participants are NOT covered by any of the above bodies for Personal Injury or Accident whilst on these walks.
- Walk leaders will be entitled to refuse participation on a walk if the leader judges that the person concerned is not fit or adequately clothed or equipped, or on health grounds, for the walk and prevailing conditions.
- Walk leaders reserve the right to vary or cancel the walk without notice if weather conditions or train operations so dictate. **Wherever possible an update will be placed on the FoSCL website which participants should check before they commence their journey.**
- The Walk Leaders decision shall be final.
- Please bring adequate food and drink; waterproofs and spare dry warm clothing; walking boots or strong shoes for shorter summer walks.
- Walkers are requested to remain with the party and to accept the pace set by the Leader which will take into account the distance, terrain, weather and time available.
- Return times are given in good faith but cannot be guaranteed.
- Most walks are offered on a "turn up and go" basis. The walk will not commence until the train from Leeds has arrived.
- Some walks may be of limited capacity usually due to the use of a public service minibus. In these instances contact must be made with the contact as advised before 1900 hours on the previous day to advise participation in the walk. Numbers will be strictly controlled.

Grades of Walks

These grades are for guidance only and participants should be aware of their own capabilities. If you are unsure, ask the leader at the start of the walk.

- **EASY** – generally flat walks on well surfaced paths/tracks/lanes with very few stiles
- **MODERATE** – walks with some gentle climbs/descents on distinct paths with several stiles
- **MODERATE STRENUOUS** – walks with one steep ascent and descent and possibly a short section of rough / indistinct path
- **STRENUOUS** – walks with several steep climbs and descents partly on rough boggy ground with stream crossings without bridges

If you have not walked previously or for several years please start with easier, shorter walks and build-up to longer, more strenuous walks.

Travel information

Most walks are timed to use the 0919 train from Leeds to Carlisle (0859 on Sundays). However, some walks use the earlier (0748 from Leeds) or later (1049 from Leeds) trains or the Leeds - Lancaster (Bentham Line) trains.

Return trains are shown for GUIDANCE only - these may be varied on the day by the Walk Leaders due to prevailing or forecast weather conditions or the pace of the group. You are strongly advised NOT to purchase Advance Tickets for specific timed trains.

Changes or cancellations to these walks will be notified on the FoSCL website: www.foscl.org.uk Walks may be cancelled due to train disruptions (e.g. engineering works or industrial action) or adverse weather conditions. If a walk is cancelled or amended the website will provide full details. **However, leaders will not go to the start of cancelled walks.**

Some walks are accessible by train from Carlisle with a short wait for the train from Leeds. We regret that if the train from Carlisle is delayed the walk will start upon the arrival of the train from Leeds.

All train times correct at time of printing but please check the current timetable and Northern Rail website for any alterations.

Useful Contact Details:

National Rail enquiries: www.nationalrail.co.uk 03457 484950
 Northern Rail: www.northernrailway.co.uk 0800 200 6060
 Settle Carlisle Development Co: www.settle-carlisle.co.uk
 West Yorkshire Metro: www.wymetro.com 0113 245 7676
 DalesBus: www.dalesbus.org

Train Tips:

Save 1/3rd on all your trips on the Leeds - Settle Carlisle and Leeds - Lancaster - Morecambe lines with a Dales Railcard AND get some great winter offers. The Dales Railcard is available to all residents along the line and **ALL** FoSCL Members irrespective of where you live. **See www.foscl.org.uk for full details.**

If your walk is between stations it is normally cheaper to buy a return to the FURTHEST station. Off peak Day Returns are valid at all times on Saturdays and Sundays and after 0930 on weekdays. Remember that break of journey is allowed so you can stop off on the way back for a drink or meal or catch an earlier morning train and have breakfast en route. Settle and Skipton have several eateries and there are pubs within five minutes walk of Ribbleshead and Horton stations.

If you are travelling from further afield than Leeds please check to see if "split-ticketing" is cheaper than the through fare but remember that the trains that you use **MUST** stop at the station

Help support the Settle-Carlisle railway, part of our scenic and historic heritage

Many improvements have taken place on the line since it was under threat of closure in the 1980s. The Friends now work closely with the railway authorities to ensure it has a successful future. Your subscription or donation will help to enhance the route.

Membership benefits include:-

- ◆ Quarterly magazine featuring news of the line, available as traditional printed paper copy, or as an e mail pdf attachment
- ◆ Optional Dales Railcard currently offering 1/3 discount off fares on the Leeds-Settle-Carlisle and Leeds-Morecambe lines plus occasional special offers
- ◆ Free Dales Railcard for a year when you enrol as a Life Member
- ◆ Guided walks throughout the year
- ◆ Opportunities to volunteer
- ◆ Social functions held at various times
- ◆ Satisfaction of knowing that you are contributing to the upkeep and development of England's most scenic railway

Apply on line at www.foscl.org.uk

e mail enquiries membership@settle-carlisle.com

Free Guided Walks



November 2019 to April 2020
 Leeds - Settle - Carlisle



Please check the website for any last minute changes or cancellations
www.foscl.org.uk

Friends of the Settle - Carlisle Line


The volunteers of Friends of the Settle Carlisle Line organise and lead **free** guided walks from the railway for all abilities on weekends and some weekdays throughout the year.

The walks usually take place from the 0919 (ex Leeds) train on Saturdays/weekdays or 0859 (ex Leeds) train on Sundays unless otherwise stated.



Friends of Settle-Carlisle Line Guided Walks Programme November 2019 - April 2020


Sat 2 Nov Plover Hill: Horton - Pen-y-ghent - Plover Hill - Foxup Moor - Hull Pot - Horton 10m S JL/JW *Alight and return Horton (1031) and (1620)*

Sat 9 Nov Wild Boar Fell: Kirkby Stephen - Little Fell - Wild Boar Fell - Swarth Fell - Moorcock - Garsdale **EARLY MORNING TRAIN 12m S JC/JL** *Alight Kirkby Stephen (0934) and return Garsdale (1727). Option of return from Moorcock by Little White Bus.* 


Sun 10 Nov Feizor and Giggleswick Scar: Settle - Stackhouse - Smearsett Scar - Feizor - Giggleswick Scar – Settle 8m M CG/TG *Alight and return Settle (1007) and Settle (1644)*

Sat 16 Nov Horton to Ribbleshead via Ling Gill: Horton - Old Ing - Ling Gill - Roman Road - Gearstones - Ribbleshead 9m M DW/JC *Alight Horton (1031) and return Ribbleshead (1614)*

Sun 17 Nov Settle Circular: Settle - Langcliffe - Grizedales - Stockdale Lane - Lambert Lane - Cowpasture Plantation - Settle 11m M WF/SW *Alight and return Settle (1007) and (1644)*

Sat 23 Nov Wether Fell: Ribbleshead - Cam End - Kidhow Gate - Wether Fell - Gaudy Lane - Gayle - Hawes **EARLY MORNING TRAIN 12m S AF/RF** *Alight Ribbleshead (0906). Return from Hawes (1657) using Little White Bus to Garsdale for train (1727)* 


Sat 30 Nov Lady Anne's Highway: Kirkby Stephen - Wharton Hall - Thrang Bridge - Lady Anne's Highway - Garsdale **EARLY MORNING TRAIN 12m MS BC/LC** *Alight Kirby Stephen (0934) and return Garsdale (1559)*

Sat 7 Dec Dales Highway from Malham: Malham - Pikedaw Hill - Dales High Way - Settle 6m M CG/TG *Take the (0854) train from Leeds and alight Skipton (0939) for No 75 bus (0948) to Malham (1025) and return Settle (1506)* 

Sat 14 Dec Great Knoutberry: Garsdale - Great Knoutberry - Arten Gill - Dent Head - Blea Moor- Ribbleshead 11m S BC/LC *Alight Garsdale (1054) and return Ribbleshead (1614)*

Sun 15 Dec Otterburn and Scaleber Force: Hellifield - Otterburn - Langber Lane - Scaleber Force - Sugar Loaf Hill - Settle 12m MS WF/SW *Alight Hellifield (0959) and return Settle (1658)*

Sat 21 Dec Moughton Scar: Settle - Stackhouse - Little Stainforth - Moughton – Horton 9m MS StW/SuW *Alight Settle (1022) and return Horton (1620)*

Sat 28 Dec Christmas Pud Walk: Garsdale - Grisedale - Grisedale Common - Moorcock Inn - Garsdale 6m E AP/JL *Alight and return Garsdale (1054) and (1727). Option of using Little White Bus on return from Moorcock.* 

Sat 4 Jan 2020 Otterburn: Settle - Langber Lane - Otterburn - Gargrave - Skipton 14m MS BC/LC *Alight Settle (1022) and return Skipton (1654)*

Sat 11 Jan Whernside and Scales Moor: Ribbleshead - Whernside - West Fell - Scales Moor - Ribbleshead 12m S StW/SuW *Alight Ribbleshead (1039) and return Ribbleshead (1742)*

Wed 15 Jan Kirkby Stephen Circular: Kirkby Stephen - Wharton Hall - Pendragon Castle - Southwaite - Nateby - Hartley - Stenkrith - Kirkby Stephen 11m MS WF/ SW *Alight Kirkby Stephen and return (1106) and (1714)*

Sun 19 Jan Horton to Settle: Horton - Crummack - Wharfe - Feizor - Stackhouse - Settle 10m MS StW/SuW *Alight Horton (1016) and return Settle (1658)*


Sat 25 Jan MORECAMBE LINE: Gaping Gill and Ingleborough from Clapham: Clapham - Gaping Gill - Ingleborough Summit - Simon Fell - Park Fell - New Close - Ribbleshead 12m S AF/RF *Alight Clapham (0929) and return Ribbleshead (1742)*

Sat 1 Feb Kirkby Stephen Circular: Kirkby Stephen - Smardale - Soulby - Winton - Kirkby Stephen Town - Kirkby Stephen Station 10m M JC/DW *Alight and return Kirkby Stephen (1106) and (1714)*

Sun 2 Feb Snowdrops around Appleby: Appleby - Flakebridge Wood - Dufton - Long Marton - Appleby 10m MS StW/SuW *Alight and return Appleby (1106) and (1652)*

Sat 8 Feb Skipton Woods and Sharp Haw: Skipton - Skipton Woods -Tarn Moor - Sharp Haw - Thorlby - Skipton 9m M CG/TG *Alight and return Skipton (0957) and (1529)*

Sun 9 Feb Dent to Ribbleshead: Dent Station - Pennine Bridleway - Newby Head Gate - Black Rake Road - Gearstones - Ribbleshead 9m MS WF/SW *Alight Dent (1034) and return Ribbleshead (1643)*

Sat 15 Feb MORECAMBE LINE: Austwick and Ribbleshead: Giggleswick - Austwick - Sulber Nick - Selside - Colt Park - Ribbleshead 10m M AF/RF *Alight Giggleswick (0921) for (0936) 581 bus to Austwick and return Ribbleshead (1742)* 


Sun 16 Feb MORECAMBE LINE: Clapham to Settle: Clapham - Austwick - Feizor - Stainforth - Settle 9m M BC/LC *Alight Clapham (0949) and return Settle (1658)*

Sat 22 Feb Horton and Alum Pot: Horton - Alum Pot - Birkwith - Sell Gill Holes - Horton 9m M AP/JC *Alight and return Horton (1031) and (1620)*


Sat 29 Feb Settle to Malham via Attermire: Settle - Attermire Cave - Stockdale - Pikedaw Hill - Malham 7m M DW/JC *Alight Settle (1022) and return No75 bus from Malham (1630) to Skipton for train (1717)* 

Wed 4 March Kirkby Malham: Gargrave - Airton - Kirkby Malham - Malham - Settle 13m MS WF/SW *Alight Gargrave (1004) and return Settle (1756)*

Thurs 5 March Settle Circular: Settle - Jubilee Cave - Catrigg Force - Hoffman Kiln - Settle 8m MS MH/DH *Alight and return Settle (1022) and (1628)*

Sat 7 March Grisedale and Hellgill Force: Garsdale - Grisedale - Grisedale Common - Hellgill Force - Moorcock Inn - Garsdale 8m M JC/JL *Alight and return Garsdale (1054) and (1727). Option to use Little White Bus on return from Moorcock.* 


Sun 8 March Kirkby Stephen and the Northern Viaducts: Kirkby Stephen - Skenkrith Park - Winton - Kirkby Stephen town - Kirkby Stephen station 9m M CG/TG *Alight and return Kirkby Stephen (1053) and (1705)*

Sat 14 March MORECAMBE LINE: Newbiggin Craggs: Kirkby Lonsdale - Badger Gate - Lupton Bridge - Newbiggin Craggs - Hutton Roof Kirkby Lonsdale 11m S AF/RF *Alight Giggleswick (0921) for 581 bus to Kirkby Lonsdale (1013) and return 581 bus from Kirkby Lonsdale (1700) to Settle for train (1756)* 


Sun 15 March RIBBLE VALLEY LINE: Nick of Pendle: Whalley - Clerk Hill - Nick of Pendle - Mearly Hall - Clitheroe 10m MS AF/RF *Alight Hellifield (0959) and change to Ribble Valley train (1030) alighting at Whalley (1104). Return Clitheroe (1612) and change at Hellifield (1635) for Leeds train (1648)*

Sat 21 March Horton to Settle Via Norber Erratics: Horton - Norber Erratics - Austwick - Feizor - Settle 12m S BC/LC *Alight Horton (1031) and return Settle (1628)*

Sat 28 March Dentdale and Whernside Tarns: Dent Station - Laithbank - Whernside Tarns - Whernside - Ribbleshead 10m S JC/StW/SuW *Alight Dent (1048) and return Ribbleshead (1742)*

Sat 4 April Lady Anne's Highway: Kirkby Stephen - Wharton Hall - Pendragon Castle - Lady Anne’s Highway - Moorcock - Garsdale 12m MS WF/SW *Alight Kirkby Stephen (1106) and return Garsdale (1727). Option to use bus on return.* 

Thurs 9 April Ribbleshead Circular: Ribbleshead - Broadrake - Ellerbeck - Chapel le Dale - Gunnerfleet - Ribbleshead 8m M MH/DH *Alight and return Ribbleshead (1039) and (1614)*

Sat 11 April Snaizholme and Mossdale: Dent - Widdale - Snaizholme - Appersett Viaduct - Mossdale - Moorcock Inn - Garsdale **EARLY TRAIN 15m S JL/JW** *Alight Dent (0916) and return Garsdale (1727). Option to use Little White Bus on return from Moorcock* 

Mon 13 April Easter Monday Special: Kirkby Stephen - Hartley - Two Birketts - Bells - Nateby - Kirkby Stephen 11m S AP/StW/SuW *Alight and return Kirkby Stephen (1106) and (1920)*

Sat 18 April MORECAMBE LINE: Ingleborough via Gaping Gill: Clapham station - Clapham - Trow Gill - Gaping Gill - Ingleborough - Park Fell - Ribbleshead 10m S CG/TG *Alight Clapham (0929) and return Ribbleshead (1742)*

Sat 25 April High Cup Nick: Appleby - Flakebridge Woods - Town Head - High Cup Nick - Brackenthwaite - Appleby 13m S JL/JW *Alight and return Appleby (1119) and (1906)*

28 April - 4 May RIDE 2 STRIDE FESTIVAL See separate leaflet



Walk leaders are denoted as follows: JC: John Carey; BC: Bob Clarke; LC: Lindy Clarke; WF: Bill Fraser; AF: Andy Feather; RF: Rosie Feather; CG: Chris Grogan; TG: Tony Grogan; MH: Martin Hirst; DH: Diane Hirst; JL: John Langford; AP: Alan Prosser; DW: Duncan Ward; StW: Stephen Way; SuW: Susan Way; JW: John Wood; SW: Steve Woods.

Other leaders may lead or assist should it become necessary due to unforeseen circumstances.